

ii V -IV iii -IV iii (C-F -Eb)

www.onlinebasscourses.com

Dan Hawkins

1 Dm7 G7 Dm7 G7

5 Dm7 G7 Dm7 G7

9 B♭Maj7 Am7 B♭Maj7 Am7

13 A♭Maj7 Gm7 A♭Maj7 G7

It's important to understand how chords function within keys, especially when modulation occurs (the changing of keys). On the next page, you can see the harmonic analysis of the chords above and then what patterns and shapes you can use over them.

Harmonic Analysis

ii Dm7 V G7 ii Dm7 V G7

ii Dm7 V G7 ii Dm7 V G7 Key of C Major

IV B \flat Maj7 iii Am7 IV B \flat Maj7 iii Am7 Key of F Major

IV A \flat Maj7 iii Gm7 IV A \flat Maj7 V G7 Key of E \flat Major Key of C Major

Scales, Arpeggios & Patterns

D Dorian

G		$\Delta 6$	$\flat 7$	R
D			p4	p5
A	$\flat 3$		R	$\Delta 2$
E				

9 12

Dm7

G			$\flat 7$	R
D				p5
A	$\flat 3$			
E			R	

9 12

G Mixolydian

G		$\Delta 6$	$\flat 7$	R
D		$\Delta 3$	p4	p5
A			R	$\Delta 2$
E				

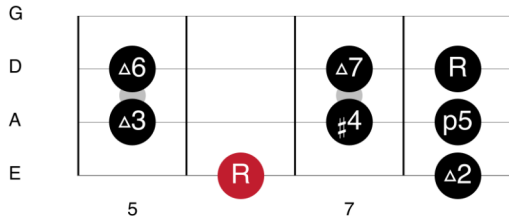
9 12

G7

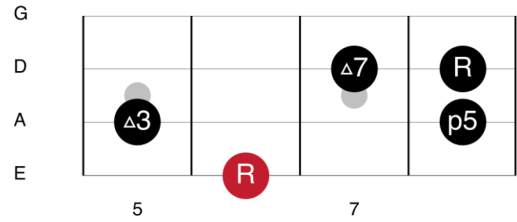
G			$\flat 7$	R
D		$\Delta 3$		p5
A			R	
E				

9 12

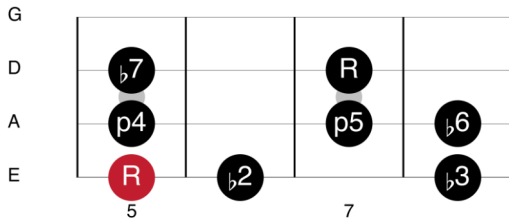
Bb Lydian



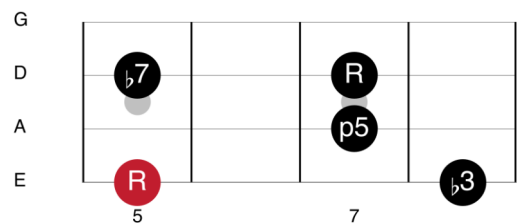
BbMaj7



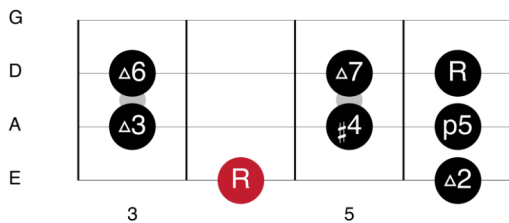
A Phrygian



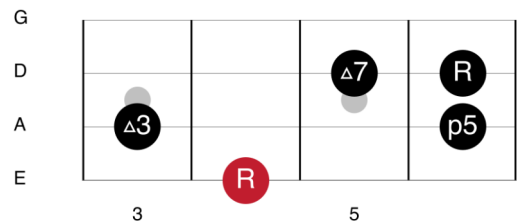
Am7



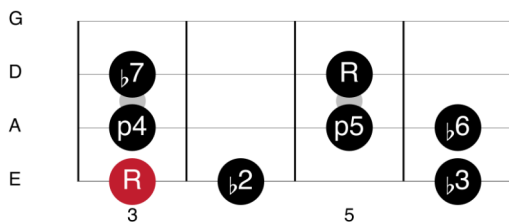
Ab Lydian



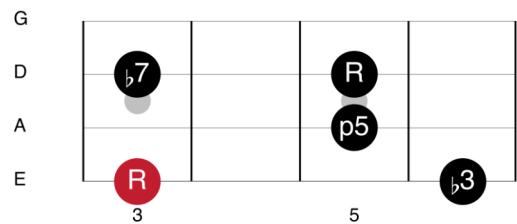
AbMaj7



G Phrygian



Gm7



Make sure you study the video lesson closely so you know how to actually use these ideas. Then commit to memorising these modes and arpeggios and start making music with them!